



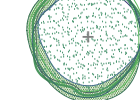





PLANT SCHEDULE


NOTES:
1. ALL FINAL PLANT QUANTITIES INDICATED ON PLANS SHALL BE CHECKED AND VERIFIED BY SUCCESSFUL LANDSCAPE CONTRACTOR WITH LANDSCAPE ARCHITECT.
2. ANY PLANT SUBSTITUTES REQUIRED DUE TO UNAVAILABILITY SHALL BE RECOMMENDED BY THE LANDSCAPE CONTRACTOR TO BEST MATCH SUBSTITUTED PLANTS AND APPROVED PRIOR TO PURCHASING BY THE LANDSCAPE ARCHITECT.
3. WORKS CERTIFIED FOR FINAL OCCUPANCY CERTIFICATE ARE TO MATCH APPROVED LANDSCAPE PLANS.

TREES

	Botanical Name: <i>Corymbia maculata</i> Common Name: Spotted Gum (Native) Pot size: 100L Mature H x S: 15m x 7m Qty Required: 7
	Botanical Name: <i>Lagerstroemia 'Natchez'</i> Common Name: Crepe Myrtle cvs (Exotic) Pot size: 45L Mature H x S: 15-25m x 7-10m Qty Required: 5
	Botanical Name: <i>Pyrus 'Bradford'</i> Common Name: Bradford Calley Pear (Exotic) Pot size: 75L Mature H x S: 10m x 6m Qty Required: 8
	Botanical Name: <i>Elaeocarpus reticulatus</i> Common Name: Blueberry Ash (Native) Pot size: 45L Mature H x S: 6-8m x 3-4m Qty Required: 13
	Botanical Name: <i>Banksia serrata</i> Common Name: Old Man Banksia (Native) Pot size: 100L Mature H x S: 8-10m x 5-6m Qty Required: 1

	Botanical Name: <i>Elaeocarpus eumundii</i> Common Name: Eumundii Quandong (Native) Pot size: 75L Mature H x S: 11m x 5m Qty Required: 7
	Botanical Name: <i>Callistemon 'Great Balls of Fire'</i> Common Name: GBOF Bottlebrush (Native) Pot size: 300mm Mature H x S: 1.8m x 1.5m Qty Required: 23
	Botanical Name: <i>Dodonea viscosa 'Purpurea'</i> Common Name: Purple Sticky Hop Bush (Native) Pot size: 200mm Mature H x S: 2m x 1.5m Qty Required: 10




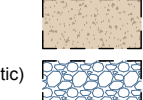
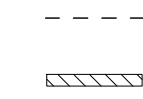

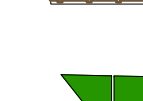

PALMS AND FERNS

	Botanical Name: <i>Rhapsis excelsa</i> Common Name: Lady Palm (Exotic) Pot size: 300mm Mature H x S: 3m x 1.5m Qty Required: 23
--	--

EXISTING VEGETATION

NOTES:
1. FOR SITES WITH AN AQF ARBORIST ENGAGED, PLEASE REFER TO THE ARBORIST REPORT FOR RECOMMENDATIONS AND TREE PROTECTION MEASURES.
2. EXISTING TREES TO BE REMOVED AND REPLACED WITH NEW LANDSCAPE.
3. EXISTING TREES TO BE RETAINED AND PROTECTED WITH SUBJECT SITE AND 5m INTO NEIGHBOURING SITES FROM COMMON BOUNDARIES.

MATERIAL FINISHES

	Seasoned hardwood timber decking Refer Builders Details
	'Sir Walter' buffalo turf Refer Detail
	Deco granite path by Client
	Decorative Pebble bed
	Steel garden edge treatment Refer Detail
	Low masonry retaining wall refer to eng's Detail
	Timber bench seat on concrete slab Refer Detail
	1.5m height courtyard fencing treatment Refer Detail




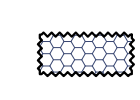
BASIC CALCULATION

Site Area: 2941.9m²
Landscape Area: 1224m²
COS Area: 735m² (25%)
POS Area: 6m²





SITE CALCULATION DIAGRAM


N.T.S

SHRUBS AND HEDGES


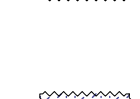


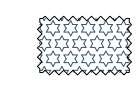
	Botanical Name: <i>Acmena 'Sublime'</i> Common Name: Lillypilly cvs (Native) Pot size: 300mm Mature H x S: 3m x 1.5m Qty Required: 17
	Botanical Name: <i>Raphiolepis 'Cosmic White'</i> Common Name: Indian Hawthorn cvs (Native) Pot size: 200mm Mature H x S: 3m x 1.5m Qty Required: 45
	Botanical Name: <i>Syzygium 'Resilience'</i> Common Name: Brush Cherry (Native) Pot size: 300mm Mature H x S: 3m x 2m Qty Required: 92
	Botanical Name: <i>Viburnum 'Inus'</i> Common Name: Sweet Viburnum (Exotic) Pot size: 300mm Mature H x S: 3m x 2m Qty Required: 66
	Botanical Name: <i>Westringia 'Narings'</i> Common Name: Coastal Rosemary cvs (Native) Pot size: 200mm Mature H x S: 1.5m x 1.5m Qty Required: 29

ACCENT PLANTS

	Botanical Name: <i>Alcantarea imperialis 'Rubra'</i> Common Name: Imperial Broomelia (Exotic) Pot size: 300mm Mature H x S: 1.2m x 1.5m Qty Required: 19
	Botanical Name: <i>Philodendron 'Xanadu'</i> Common Name: Dwarf Philodendron (Exotic) Pot size: 200mm Mature H x S: 1m x 1m Qty Required: 34
	Botanical Name: <i>Cleranthera 'Grey Star'</i> Common Name: Never Never Plant (Exotic) Pot size: 300mm Mature H x S: 1.5m x 1m Qty Required: 56
	Botanical Name: <i>Strelitzia reginae</i> Common Name: Birds of Paradise (Exotic) Pot size: 300mm Mature H x S: 1.5m x 1m Qty Required: 12

	Botanical Name: <i>Dorothy Palmeri</i> Common Name: Giant Spear Lily (Native) Pot size: 45L Mature H x S: 2m x 1.8m Qty Required: 19
--	---

GROUNDCOVERS

	Botanical Name: <i>Philodendron 'Little Phil'</i> Common Name: Little Phil (Exotic) Pot size: 150mm Mature H x S: 400mm x 500mm Qty Required: 362
	Botanical Name: <i>Alternanthera 'Little Ruby'</i> Common Name: Dwarf Blood Leaf (Exotic) Pot size: 150mm Mature H x S: 500mm x 1m Qty Required: 90
	Botanical Name: <i>Liriope 'Evergreen Giant'</i> Common Name: Giant Lily Turf (Exotic) Pot size: 150mm Mature H x S: 700mm x 700mm Qty Required: 116
	Botanical Name: <i>Lomandra 'Tanika'</i> Common Name: Mat Rush cvs (Native) Pot size: 150mm Mature H x S: 600mm x 600mm Qty Required: 305
	Mixed native plant & grasses Pot size: 140mm Mature H x S: 10m Qty Required: Refer to Landscape plan

LANDSCAPE PLAN NOTES

This plan should be read in conjunction with the architectural and hydraulic plans. Work specific to these plans should be prepared in accordance to these plans, including specification and details prior to the installation of landscaping, and should not be altered or compromised during landscape construction. Retaining wall details to engineers design.
Elements such as drainage swales may be incorporated in garden bed areas (using non-flammable material) without compromising the capacity or form.
This plan has been prepared for DA approval only, not for construction.

This plan has been prepared with reference to **Hornsby Council's** Landscaping Guidelines & requirements. Planting proposed using commercially available plant species selected from local planting lists and the BASIX local plant list and from Sydney Water's "Plant Selector" web site one-drop rated native plants (acceptable for **Basic** planting).
The Design & location of new letter boxes shall be in accordance with Australia Post's "Requirements for Delivery of Mail to Residential Premises" published Feb '97. All outdoor waste bins in Councils waste bins & located on the site shall be continually removed & suppressed. Reinstall all boundary fencing in poor condition with Council approved 1.8m fencing to rear of building line, rate to 1m forward of BL. Pollution, sediment & erosion control devices as specified shall be in place, and maintained for the duration of the construction period. Proposed excavation near existing established trees to be supervised by arborist.
D.A approved landscape plan's are required to be constructed as approved to obtain occupancy certificate. **Permeable areas may be indicated to achieve site coverage restrictions & should be constructed as shown on this plan.**

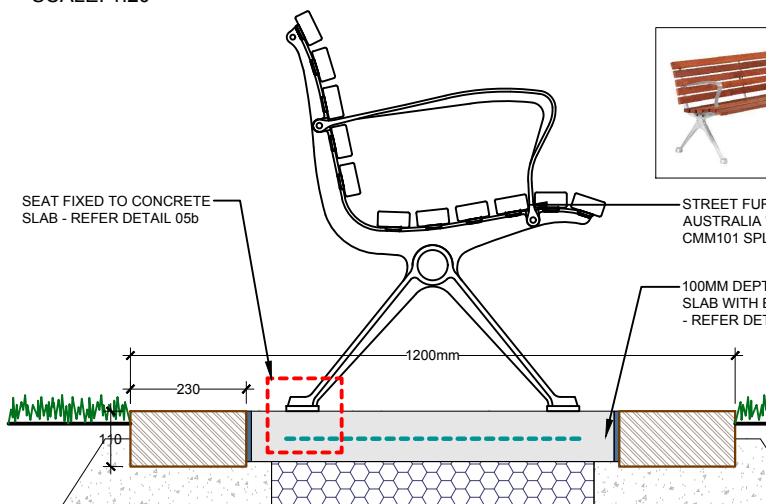
LANDSCAPE MAINTENANCE SCHEDULE

After a landscape compliance certificate has been issued to the Principal Certifying Authority approving the correct installation of landscape construction works and Practical Completion, the maintenance period shall begin.
Consolidation & landscape maintenance shall mean the care and maintenance of the contracted landscape works using acceptable horticultural practices, ensuring that all plants and planting areas experience the optimum growing conditions and are in excellent appearance at all times, as well as the rectification of defects which have resulted from regular use.
The landscape maintenance period shall be a minimum of 3 months (12 weeks) or as required by Council, or requested by client, from the certificate date, and shall include, but not be limited to the following maintenance works:

- Replacement of dead, damaged, stolen, unhealthy or diseased plants (at the reasonable discretion of client / landscape architect)
- Watering all garden areas as required by hand to ensure plant establishment without loss / irrigation maintenance (monitor soil moisture)
- Clearing litter and other debris from landscaped & lawn areas
- Fertilizing with approved fertilizer at rates applicable to plant species
- Monitoring for pests and disease & treat as required
- Adjusting stakes and ties / removing as tree matures
- Mowing lawn areas, watering, edging and weeding as required (Mowing at period of 18 days during summer & 21 during winter)
- Topping up mulch areas and keeping beds free of weeds
- Making good areas of soil subsidence or erosion & repair
- Maintaining all hard and semi permeable areas including toping / raking gravel and decomposed granite areas, cleaning / sweeping paving etc)

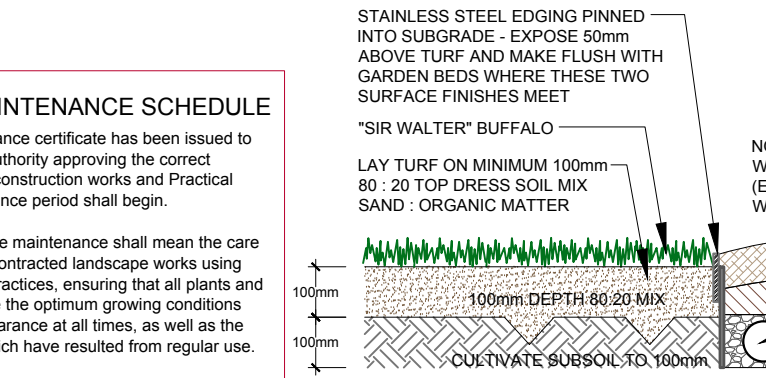
COURTYARD FENCING DETAIL

SCALE: 1:20



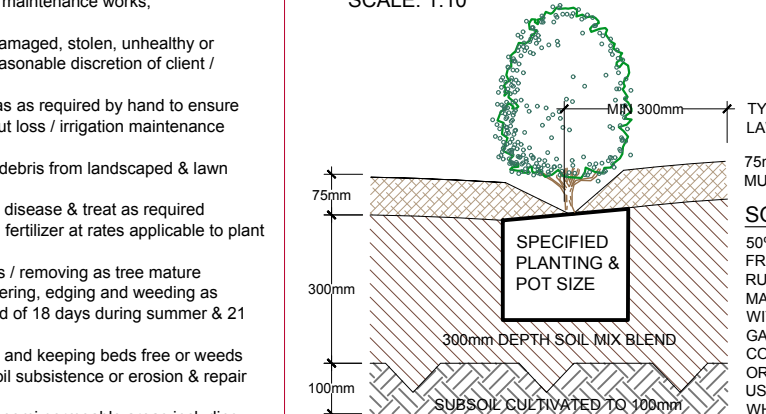
BENCH SEAT DETAIL

SCALE: 1:10



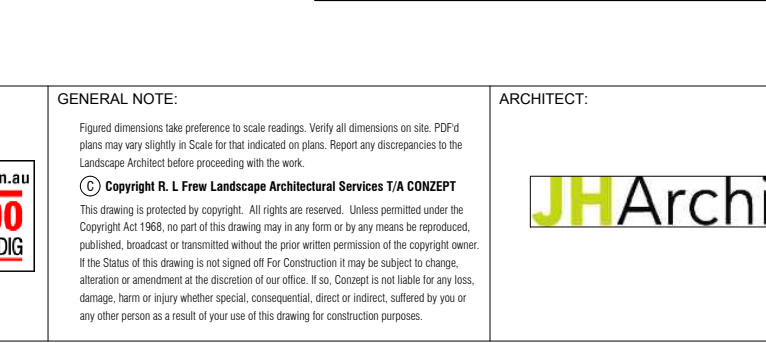
TURF WITH STEEL EDGE DETAIL

SCALE: 1:10



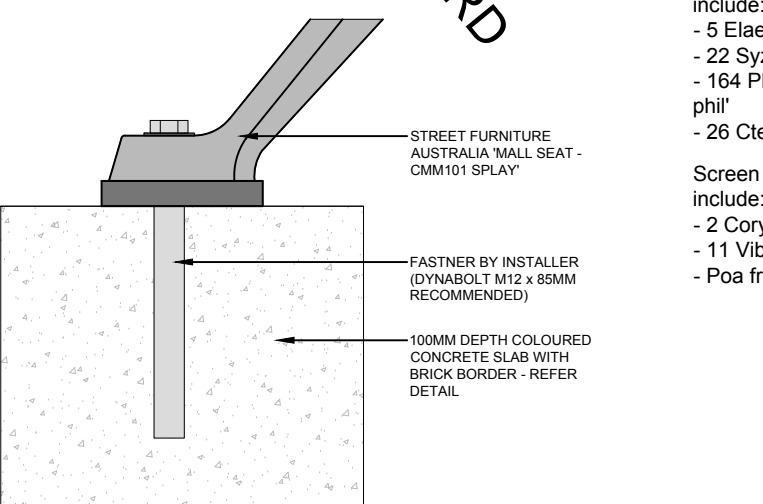
GARDEN AREA PREPARATION

SCALE: 1:10



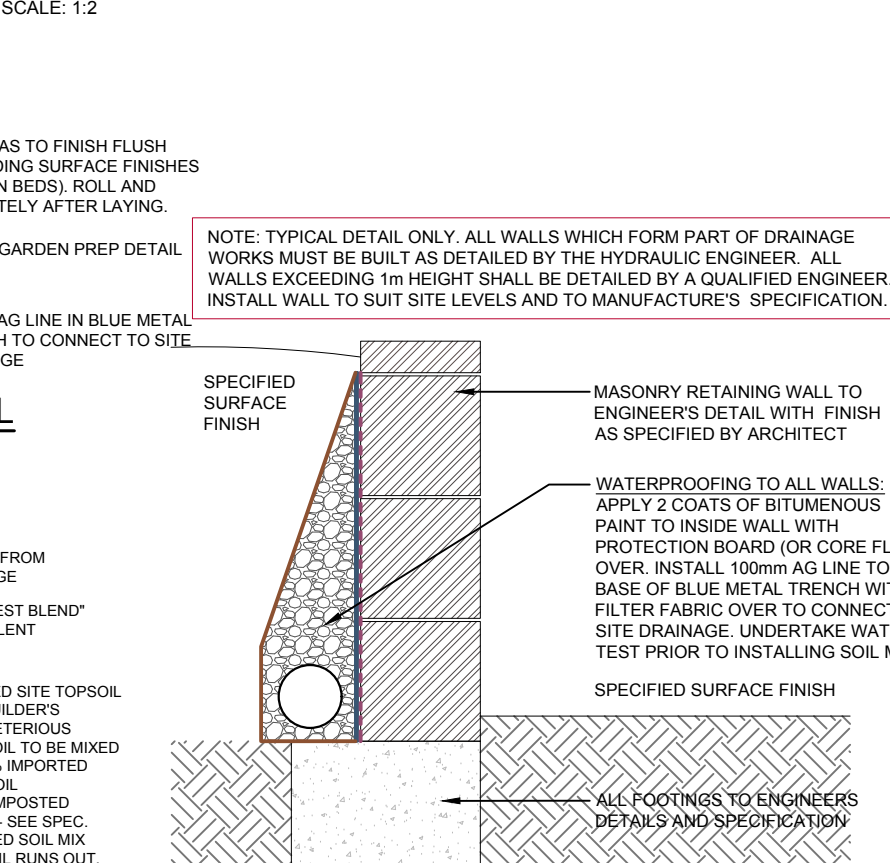
SEAT FIXING DETAIL

SCALE: 1:2



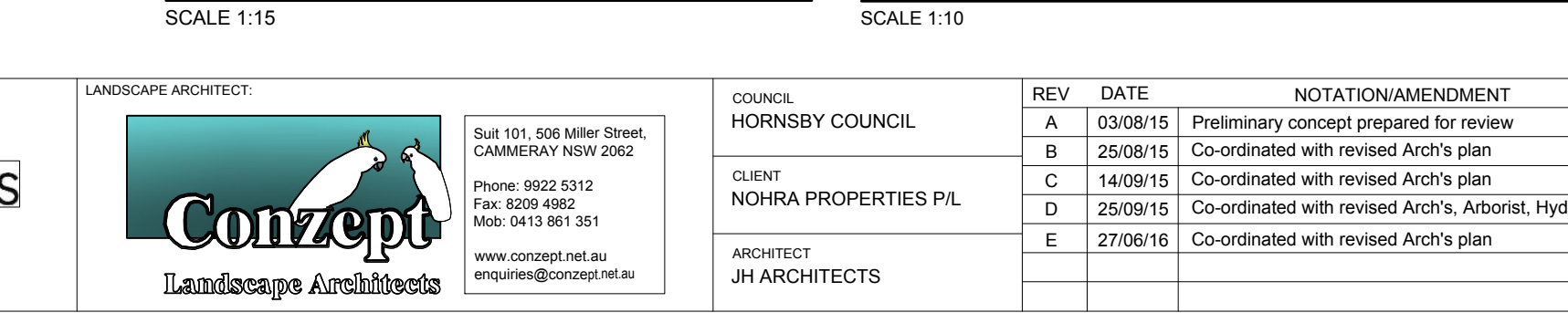
MASONRY RETAINING WALL DETAIL

SCALE: 1:15



TYPICAL COMPACTED DECO GRANITE DETAIL

SCALE: 1:10



GENERAL NOTE:

Planned development has preference to south-northing. Verify all dimensions on site. PDPs show new wayfinding & signage to be installed on plans. Refer to development in the Landscape Architect before proceeding with the work.
This drawing is prepared for copyright. All rights are reserved. Unless permitted under the Copyright Act 1968, no part of this drawing may be taken by any person in any form or by any means electronic or mechanical, including photocopying, recording, or by any information storage and retrieval system, without the prior written permission of the copyright owner. The title of this drawing is not subject of the Copyright Act 1968. The Copyright Act 1968 does not apply to this drawing. This drawing is not to be used for any other purpose, including reproduction, without the prior written permission of the copyright owner. This drawing is not to be used for any other purpose, including reproduction, without the prior written permission of the copyright owner.

ARCHITECT:

JH Architects

LANDSCAPE ARCHITECT:

Conzept Landscape Architects

COUNCIL:

HORNSBY COUNCIL

CLIENT:

NOHRA PROPERTIES P/L

ARCHITECT:

JH ARCHITECTS

REV:

A

DATE:

03/08/15

NOTATION/AMENDMENT:

Preliminary concept prepared for review

STATUS:

PROPOSED APARTMENT DEVELOPMENT

325-327 & 331 PEATS FERRY RD, ASQUITH NSW

PROJECT:

325-327 & 331 PEATS FERRY RD, ASQUITH NSW

TITLE:

LANDSCAPE PLAN

DRAWN:

LPDA 16 - 61 / 1

ISSUE:

E

DATE:

03/08/15

NOTATION/AMENDMENT:

Preliminary concept prepared for review

STATUS:

PROPOSED APARTMENT DEVELOPMENT

325-327 & 331 PEATS FERRY RD, ASQUITH NSW

PROJECT:

325-327 & 331 PEATS FERRY RD, ASQUITH NSW

TITLE:

LANDSCAPE PLAN

DRAWN:

LPDA 16 - 61 / 1

ISSUE:

E

DATE:

03/08/15

NOTATION/AMENDMENT:

Preliminary concept prepared for review

STATUS:

PROPOSED APARTMENT DEVELOPMENT

325-327 & 331 PEATS FERRY RD, ASQUITH NSW

PROJECT:

325-327 & 331 PEATS FERRY RD, ASQUITH NSW

TITLE:

LANDSCAPE PLAN

DRAWN:

LPDA 16 - 61 / 1

ISSUE:

E

DATE:

03/08/15

NOTATION/AMENDMENT:

Preliminary concept prepared for review

STATUS:

PROPOSED APARTMENT DEVELOPMENT

325-327 & 331 PEATS FERRY RD, ASQUITH NSW

PROJECT:

325-327 & 331 PEATS FERRY RD, ASQUITH NSW

TITLE:

LANDSCAPE PLAN

DRAWN:

LPDA 16 - 61 / 1

ISSUE:

E

DATE:

03/08/15

NOTATION/AMENDMENT:

Preliminary concept prepared for review

STATUS:

PROPOSED APARTMENT DEVELOPMENT

325-327 & 331 PEATS FERRY RD, ASQUITH NSW

PROJECT:

325-327 & 331 PEATS FERRY RD, ASQUITH NSW

TITLE:

LANDSCAPE PLAN

DRAWN:

LPDA 16 - 61 / 1

ISSUE:

E

DATE:

03/08/15

NOTATION/AMENDMENT:

Preliminary concept prepared for review

STATUS:

PROPOSED APARTMENT DEVELOPMENT

325-327 & 331 PEATS FERRY RD, ASQUITH NSW

PROJECT:

325-327 & 331 PEATS FERRY RD, ASQUITH NSW

TITLE:

LANDSCAPE PLAN

DRAWN:

LPDA 16 - 61 / 1

ISSUE:

E

DATE:

03/08/15

NOTATION/AMENDMENT:

Preliminary concept prepared for review

STATUS:

PROPOSED APARTMENT DEVELOPMENT

325-327 & 331 PEATS FERRY RD, ASQUITH NSW

PROJECT:

325-327 & 331 PEATS FERRY RD, ASQUITH NSW

TITLE:

LANDSCAPE PLAN

DRAWN:

LPDA 16 - 61 / 1

ISSUE:

E

DATE:

03/08/15

NOTATION/AMENDMENT:

Preliminary concept prepared for review

STATUS:

PROPOSED APARTMENT DEVELOPMENT

325-327 & 331 PEATS F